

Community Mass Care and Emergency Assistance



FEMA

Administration and Logistics

- Logistics
- Facilities
- Classroom rules
- Post-testing
- Announcements



FEMA

Course Purpose

To provide training for local communities to prepare for and manage Mass Care and Emergency Assistance (MC/EA) functions effectively.



FEMA

Course Goal

The goal is to prepare community agencies, organizations, and businesses to work together in coordination with emergency management and traditional Mass Care providers to plan and provide Mass Care and Emergency Assistance services to those affected by disaster.



FEMA

Unit 1 Activity Umbrella Organizations

Participant:

Work individually and list “umbrella” organizations that assist Emergency Management with Mass Care in your community.



FEMA

Course Objectives

- **Define the four Mass Care and Emergency Assistance services as discussed in this course.**
- **Describe how to determine your community's Mass Care and Emergency Assistance resource requirements.**
- **Identify providers that exist in your community or can be called upon from a nearby community to meet the requirements for Mass Care and Emergency Assistance.**




Course Objectives (Continued)

- Name planning and operational actions that can affect how services will be provided.
- List action items to utilize community resources and providers to meet Mass Care and Emergency Assistance requirements in your community.



Course Materials

- Student Manual
- Course Worksheets
- Course References



Introduction to Mass Care and Emergency Assistance Services



FEMA

Unit Objectives

- Define the four Mass Care and Emergency Assistance services as discussed in this course.
- Explain the importance of *Mass Care and Emergency Assistance*.
- *Describe* the resource categories and additional considerations related to providing these services.



Activity 2.1

- 1. List hazards that affected your community and led to a disaster.***
 - A. Who was affected?***
 - B. Where did it happen?***
 - C. How many people were affected?***
 - D. How many people are likely to be displaced from their homes?***
 - E. How long was the duration of the event?***



Activity 2.1 (Continued)

- What do you think *Mass Care and Emergency Assistance* is?
- Who do you think will provide these services?



Mass Care and Emergency Assistance Services



Sheltering



Feeding



**Distribution of
Emergency Supplies**



Reunification

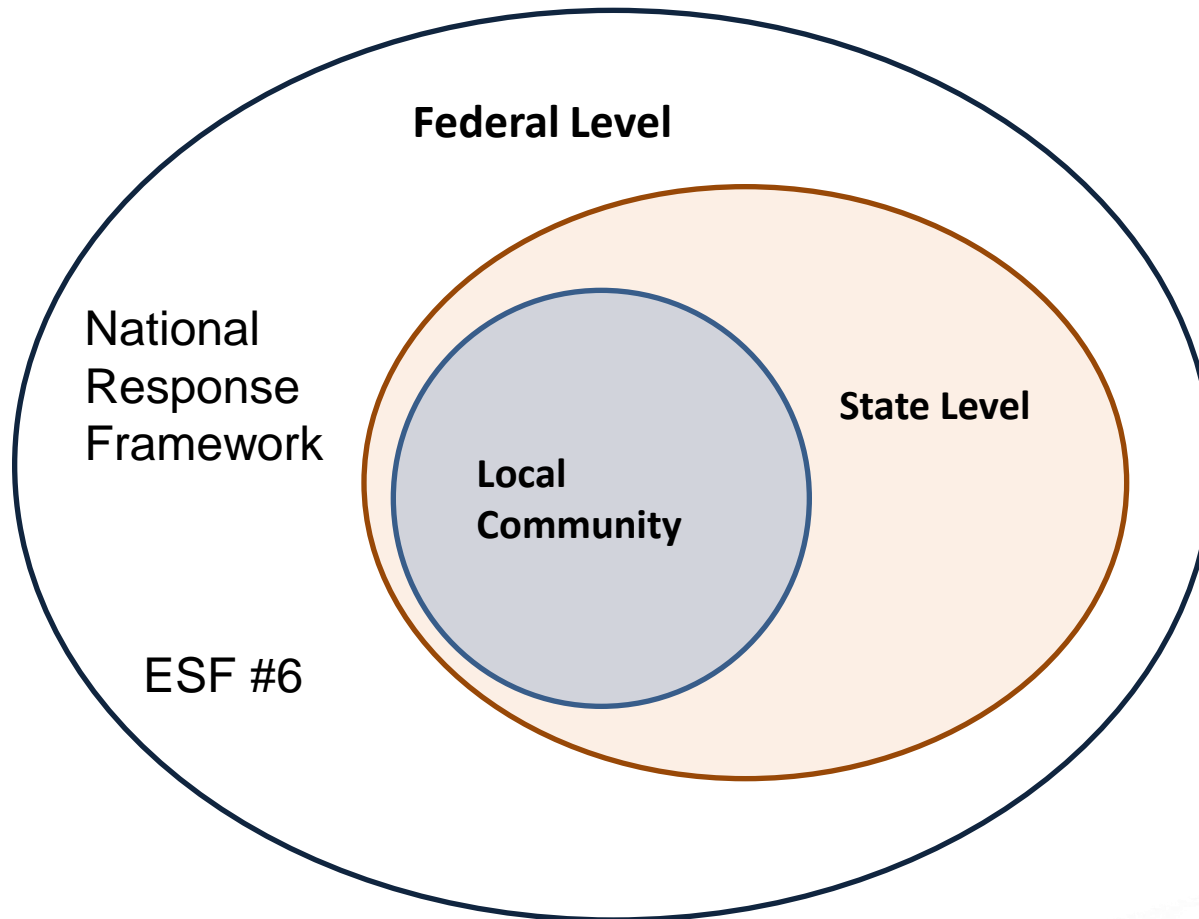


FEMA



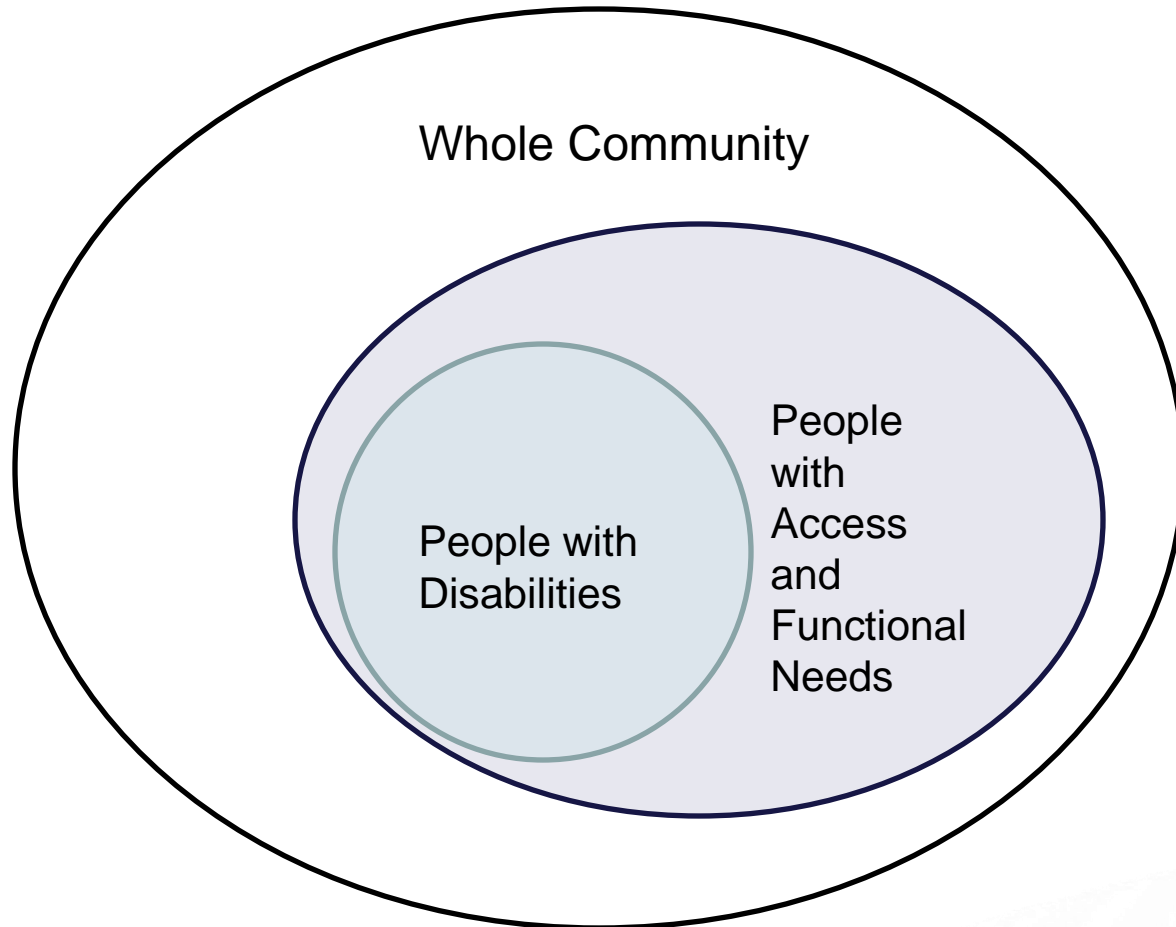
National Voluntary Organizations Active in Disaster

Whole Community Approach



FEMA

People with Disabilities and Others with Access and Functional Needs



FEMA

Functional Areas: C-MIST

- Communication
- Maintaining health
- Independence
- Safety, support, and self-determination
- Transportation and evacuation



Access and Functional Needs Concepts

1. Self-Determination
2. No “One-Size-Fits-All”
3. Equal Opportunity
4. Inclusion
5. Integration
6. *Physical Access*
7. *Equal Access*
8. *Effective Communication*
9. *Reasonable Modifications*
10. *No Charge*



Household Pets and Service Animals

An “all-hazards/all-species” approach to planning for animal issues will facilitate smoother management of animal populations and the response issues they present.

For *Mass Care and Emergency Assistance*, there are two classifications of animals:

- Household pets
- Service animals



FEMA

Mass Evacuation

Mass Care and Emergency Assistance services during evacuation include the care and support, and tracking of evacuees.

What might be some examples of mass evacuation services?



FEMA

Basic First Aid

Includes:

- *Provision of basic first aid at Mass Care delivery sites*
- *Only working to the level of your training*
- *Beyond basic first aid or your level of training, referring to appropriate medical personnel and facilities*



Resource Categories

- ***Facilities***

Physical locations to provide service

- ***Supplies/Equipment***

Goods that are needed

- ***Staff Roles/Responsibilities***

Tasks to provide service

- ***Coordination***

Individuals and entities that will help provide service



Unit 2 Recap

You should now be able to:

- *Define the four Mass Care and Emergency Assistance services as discussed in this course.*
- *Explain the importance of Mass Care and Emergency Assistance.*
- *Describe the resource categories for Mass Care and Emergency Assistance services.*



FEMA

Sheltering Resource Requirements and Providers




FEMA

Unit Objectives

- ***Describe how to determine the sheltering resource requirements and potential providers in your community.***
- ***List the requirements for sheltering.***
- ***Identify providers to meet the requirements for sheltering.***





FEMA


Activity 3.3

- 1. Would your community need to open a shelter? Why or why not?***
- 2. Who might make the decision to open a shelter in the community?***
- 3. What sheltering decisions might need immediately? In One day? Three Days?***



Shelters

- *Evacuation*
- *General Population*
- *Shelter-in-place*
- *Constituent-based*
- *Refuge of Last Resort*
- *Medical*
- *Spontaneous*
- *Household Pets*



FEMA



**American
Red Cross**

Clearance Required 7.5

Description of Worksheets

Worksheet - Sheltering Services Resource – Facilities General Population Shelter				
Requirements #	Provider			
	Name	Point of Contact and #	Requirements # Met	Comments
1. Ramps (ADA)	County High School	School Board Administrator 222-333-4444	1,2,3,4,5,7-11	Available for 3 week time period from June 15 – August 15 only
2. Dormitory Area a. See Shelter Field Guide (SFG)				
3. Dining Area a. See Shelter Field Guide (SFG)	Community Center	Community Center Director 222-333-4445	1-11	Meets all requirements for shelter facility up to 250 people
4. Rest Rooms (ADA) a. See Shelter Field Guide (SFG)	Church	Pastor 222-333-4544	2-10	Will need portable ramps See Worksheet – Sheltering Services, Resource – Supplies and Equipment - General Population Shelter
5. Showers (ADA) a. See Shelter Field Guide (SFG)				
6. 3 Week Availability	YMCA	Director 222-333-4511	1,4-11	Limited dormitory and dining space to 40 people
7. Staffing Area Space a. See Shelter Field Guide (SFG)				
8. Health/Mental Health Area a. See Shelter Field Guide (SFG)				
9. Registration Area a. See Shelter Field Guide (SFG)				
10. Shelter Management Area a. See Shelter Field Guide (SFG)				
11. Logistics Area a. See Shelter Field				



FEMA

Activity 3.1

- 1. Work in table groups.***
- 2. Select one of the hazards.***
- 3. Use the selected hazard to complete the Sheltering worksheets:***
 - a. Sheltering Services–Facilities***
 - b. Sheltering Services–Supplies and Equipment***
 - c. Sheltering Services–Staff Roles and Responsibilities***
 - d. Sheltering Services–Coordination***
- 4. Report out to the class.***



Unit 3 Recap

You should now be able to:

- ***Describe how to determine the sheltering resource requirements and potential providers in your community.***
- ***List the requirements for sheltering.***
- ***Identify providers to meet the requirements for sheltering.***



Feeding Resource Requirements and Providers



FEMA

Unit Objectives

- ***Describe how to determine the feeding resource requirements and potential feeding providers in your community.***
- ***List the types of resources and requirements for feeding.***
- ***Identify available resources and providers to meet the requirements for Mass Care and Emergency Assistance feeding services during an event in your community.***





FEMA

Feeding



FEMA

Activity

- 1. Would your community need to provide feeding operations? Why or why not?***
- 2. Some residents have decided to stay in their damaged homes to protect their property, what feeding decisions might need to be made?***
- 3. Who might provide feeding operations in the community?***





Activity 4.1

- 1. Work in table groups.***
- 2. Identify two resources.***
- 3. Use the worksheet to determine providers.***
- 4. Report out findings to the class.***



Unit 4 Recap

You should now be able to:

- Describe how to determine the feeding resource requirements and potential feeding providers in your community.***
- List the types of resources and requirements for feeding.***
- Identify available resources and providers to meet the requirements for Mass Care and Emergency Assistance feeding services during an event in your community.***



FEMA

Distribution of Emergency Supplies, Resource Requirements, and Providers



FEMA

Unit Objectives

- Describe how to determine the distribution of emergency supplies, resource requirements, and potential providers in your community,
- List the types of resources and requirements for distribution of emergency supplies.
- Identify available resources and providers to meet the requirements for Mass Care and Emergency Assistance distribution of emergency supplies during an event in your community.



Distribution of Emergency Supplies

Communities should be prepared to address the distribution of goods in case the community becomes isolated or transportation routes become unavailable.



FEMA





FEMA

Activity

1. How would you determine if your community needs to distribute emergency supplies?
2. Who might you obtain these supplies from in your community?
3. Where or what type of locations would emergency supplies be distributed?
Explain the decision



Activity 5.1

1. Work in table groups.
2. Use the class-selected hazard.
3. Identify resources for your community for a similar hazard.
4. Close your books.
5. Report out findings to the class.



Unit 5 Recap

You should now be able to:

- **Describe how to determine the distribution of emergency supplies, resource requirements, and potential providers in your community,**
- **List the types of resources and requirements for distribution of emergency supplies.**
- **Identify available resources and providers to meet the requirements for Mass Care and Emergency Assistance distribution of emergency supplies during an event in your community.**



FEMA

Reunification Resource Requirements and Providers



FEMA

Unit Objective

- ***Describe how to determine the reunification resource requirements and potential providers in or available to your community.***



Reunification

Reunification services in MC/EA provide a means for communication and the physical reunification of individuals who are separated by disaster, or to reestablish contact with family and friends.



FEMA



FEMA

Activity

- 1. What process might be in place to notify family members?***
- 2. How would you facilitate the reunification of families?***
- 3. Who could provide services in your community?***
- 4. What location would you use to coordinate reunification?***



Activity 6.1

- 1. Work in table groups.***
- 2. Identify two resources for each category.***
- 3. Report out findings to the class.***



Unit 6 Recap

You should now be able to:

- ***Describe how to determine the reunification resources and potential providers in or available to your community.***



FEMA

Planning and Operational Actions



FEMA

Unit Objectives

- ***Describe the impact planning and operational actions will have on providing Mass Care and Emergency Assistance services in your community.***
- ***Name the planning and operational actions.***



Planning and Operational Actions

- ***Physical and Mental Health***
- ***Donations and Volunteer Management***
- ***Individual and Family Preparedness***
- ***MOAs (MOUs), Mutual Aid***
- ***Leadership and Coordination***
- ***Children in Disasters***
- ***Public Information***
- ***Financial***
- ***Liability Issues***
- ***Closing Activities***



Liability

A legal responsibility, especially for one's act or omissions.

- *Three types of liability issues:*
 - *Civil liability*
 - *Licensing and credentials*
 - *Injury or death*



Citizen Corps Volunteer Liability Guide

An Overview of Legal Issues and Approaches to Address Liability for Emergency Volunteers



FEMA

Types of Volunteers

- ***Community volunteers***
- ***Good Samaritans***
- ***Government-sponsored and managed emergency volunteers***
- ***Non-governmental organization-managed emergency volunteers***
- ***Spontaneous volunteers***





volunteerflorida

Leadership

Process of influence in which one person can enlist the aid and support of others in the accomplishment of a common task.

Coordination

Webster – “To work together harmoniously”



Closing Activities

- ***Sheltering***
- ***Feeding***
- ***Distribution of Emergency Supplies***
- ***Reunification***



Unit 7 Recap

You should now be able to:

- ***Describe the impact planning and operational actions will have on providing Mass Care and Emergency Assistance services in your community.***
- ***Name the planning and operational actions.***



Next Steps



FEMA

Objectives Review

- ***Define the four Mass Care and Emergency Assistance services as discussed in this course***
- ***Describe how to determine your community's Mass Care and Emergency Assistance resource requirements***
- ***Identify providers that exist in your community or can be called upon from a nearby community to meet the requirements for Mass Care and Emergency Assistance***



Objectives Review (Continued)

- ***Name planning and operational actions that can affect how services will be provided.***
- ***List Action Items to utilize community resources and providers to meet Mass Care and Emergency Assistance requirements in your community.***



What's Next?

Develop an Action Item List

- ***A working document that you can edit as situations and providers change.***
- ***Suggested First Action Item: Review your jurisdiction's Emergency Operations Plan (if one exists).***



Activity 8.1

- 1. Select a leader for your table group.***
- 2. Identify two or three gaps from the worksheets and prioritize them.***
- 3. Report out by group lead.***

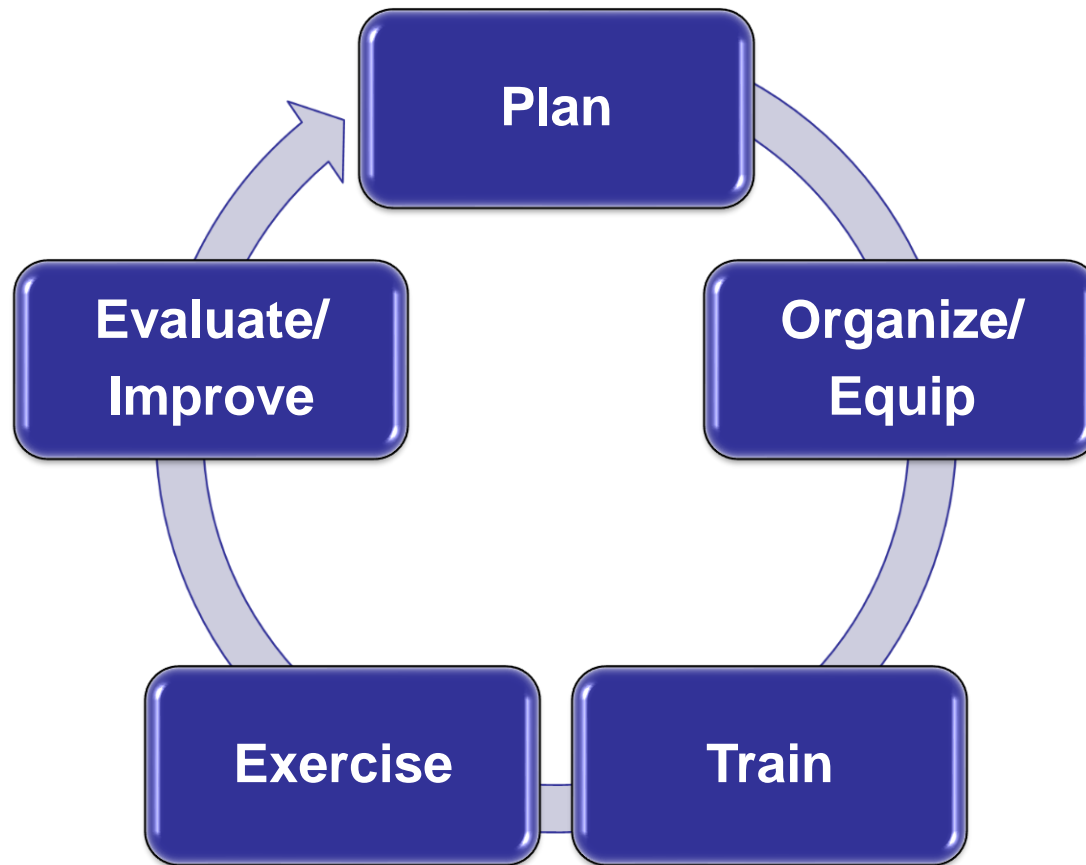


Activity 8.2

- 1. The Community Leadership Team will conduct a whole class discussion that results in a prioritized list of issues.***
- 2. Identify the specific tasks required to address the top-priority issue.***
- 3. Arrange the tasks in sequential order.***
- 4. Assign each task to a specific person or group.***
- 5. Establish milestones (due dates) for each task.***



Preparedness Cycle



FEMA

Course Wrap-Up

- *Final questions*
- *Course Evaluations*
- *Thank you!*

Contact Information

Jessica Geib, CEM, FPEM
Emergency Manager
Pinellas County Human Services
jgeib@pinellas.gov
850.212.7761

Adam Pedzich
Emergency Manager
Pinellas County Emergency
Management
apedzich@pinellas.gov
727.464.5550



FEMA